


# Processed Glass




AC Yule have invested heavily in state-of-the-art Glass Processing equipment to provide any finish, shape or style to your glass. Add that unique finish to your glass with individual designs, identities or character. Whatever your requirements AC Yule can provide that element of sophistication and versatility.

## GLASS EDGE POLISHING

For that perfect finish, glass can be given a highly polished edge finish. This can be either a flat polish with polished chamfer or a pencil rounded finish. Flat polishing can be done on glass from 3mm to 25mm. Pencil rounded finishing can be provided on 4mm and 6mm glass.



Pencil Rounded



Flat Polished Edge



Single Bevel



Double Bevel



Triple Bevel

## GLASS EDGE BEVELLING


Bevelling provides glass with a chamfered edge for added decoration. Bevelling can be applied to mirrors, door panels and table tops. For added effect double and even triple bevels can be produced from 15 - 60mm widths in 4 - 19mm thicknesses of glass. Any panel of glass suitable for bevelling must be larger than 35mm square, the maximum size is 3000 x 2000mm.

In addition to straight line polishing and bevelling, standard shapes such as circles, ovals, dome and arch tops can all be produced, polished and bevelled. More intricate shapes can be done using a free-hand facility.


## GLASS DRILLING, NOTCHING AND CUT-OUTS

Holes and counter sunk holes can be drilled from 3mm to 100mm diameter. External notches, internal notches and cut-outs can be carried out in glass from 3mm to 25mm in thickness.


Specialist work can be undertaken to form the glass for use in structural assemblies and entrance door systems such as the preparation required for patch fittings.



Shaped & Drilled For Patch Fittings



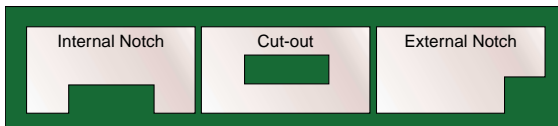
Drilled Holes



External Notch With Rounded Right Angle

## BRILLIANT CUTTING, FINGER GRIPS


Designs can be cut from the glass surface using a variety of wheels from a 3mm "v" wheel to a 25mm buff wheel. Sunk finger grips can also be cut into the glass surface to a standard size.



Finger Grip

## GLASS EDGE MITRING

Glass edge mitres from 22.5° to 45° in both float and laminated glass can be produced.



Glass Edge Mitre

## GLASS SILVERING

Whilst most of the mirrors cut and worked by AC Yule are bought pre-silvered, special decorative pieces such as shaped and brilliant cut, painted or sandblasted panels, can be silvered in-house.

A facility unique to the company in Scotland is the ability to strip and re-silver original mirrors, effectively restoring them to their former glory.

orders and enquiries should be forwarded to:



### AC YULE

**Head Office**  
Craigshaw Rd  
West Tullos Ind Est  
Aberdeen  
AB12 3ZG

Tel: 01224 230000  
Fax: 01224 230011  
email: [info@acyule.com](mailto:info@acyule.com)

**Livingston**  
1 Rennie Square  
Brucefield Ind Est  
Livingston  
EH54 9DF

Tel: 01506 423700  
Fax: 01506 423710  
email: [livingston@acyule.com](mailto:livingston@acyule.com)

**Elgin**  
1 Pinefield Parade  
Pinefield Ind Est  
Elgin  
IV30 6AG

Tel: 01343 545222  
Fax: 01343 542246  
email: [elgin@acyule.com](mailto:elgin@acyule.com)